



LED Wall Pack Lighting

The **Brighter** Look that **Lasts**

Introducing technologically advanced LED upgrades by Qnuru for all existing wall pack light fixtures. Keep your housing, discard the traditional energy-sucking bulb and save 60% to 85% with our revolutionizing Vector Sustainab**LED**esign product line.

Pick Your Vector Light Bulb

To select the best light bulb for your building's lighting needs, determine its existing wattage, size of the light housing and desired lumen output. The modular design and Universal Mounting Plate of Vector products also allows customers to fit almost any bulb into a fixture.

- 40-100 Existing Wattage

SAR-LIN-03 18 LEDs 1,455 lumens
4" X 7 1/2" X 1/2" fixture

SAR-LIN-04 24 LEDs 1,940 lumens
5" X 7 1/2" X 1/2" fixture

- 75-165 Existing Wattage

SAR-LIN-05 30 LEDs 2,426 lumens
6" X 7 1/2" X 1/2" fixture

SAR-LIN-06 36 LEDs 2,911 lumens
7" X 7 1/2" X 1/2" fixture

- 150-235 Existing Wattage

SAR-LIN-07 42 LEDs 3,396 lumens
8" X 7 1/2" X 1/2" fixture

SAR-LIN-08 48 LEDs 3,881 lumens
9" X 7 1/2" X 1/2" fixture

- 200-265 Existing Wattage

SAR-LIN-09 56 LEDs 4,366 lumens
10" X 7 1/2" X 1/2" fixture

SAR-LIN-10 60 LEDs 4,851 lumens
11" X 7 1/2" X 1/2" fixture

- 275-400 Existing Wattage

SAR-LIN-12 72 LEDs 5,821 lumens
13" X 7 1/2" X 1/2" fixture



Features and Benefits

- Eliminate the need for a full-scale replacement project, which can be an expensive and time consuming process for wall pack lights.
- Decrease energy consumption, lengthen the light bulb's lifetime, improve robustness, and have more directional controllability.
- Increase green business practices with Qnuru's Universal Lighting Control Processor (ULC), which allows for a seamless transition from grid to solar power sources as well as dimming, timing, and motion detection capabilities.
- Increase both visibility and security which is the purpose of exterior wall pack lighting.




VECTOR




LED Wall Pack Lighting

The **Brighter** Look that **Lasts**


Below is a partial list of common lighting manufacturers and their model numbers that Qnuru upgrades to LED using its Vector light bulbs. Our experienced sales team offers multiple combinations of light bulbs to satisfy your wall pack lighting needs, whether it be a certain light output, energy savings or both. Additionally, the versatility of Vector light bulbs allows for any of them to be installed into an existing fixture. Our customers order different bulbs in various quantities to create a unique lighting environment.



Estancia
SAR-LIN-05




Solano
SAR-LIN-07




La Joya
SAR-LIN-09


Wall Pack		Wall Pack	
Brand	Model Name	Brand	Model Name
Acculite	AW Alari	Lithonia	ASW
	DW Dark Sky		HPS-MH
	MWP AccuPak		KL
	VOD Series		MH
	VOM Series		MRW
	VOS Series		TWA
	VRD Series		TWAC
	VRM Series		TWF
	VRS Series		TWH
	WAM		TWL
	WAS		TWP
	WLL AccuPak		TWR
	WMLM AccuPak		TWRIS
	WP AccuPak		TWRC
Lumark	GP Glass-Pak		TWS
	GS Super Smokey		WFL
	IP Impact Cylinder		WSQ
	IP Impact Quarter Sphere		WSR
	IP Impact Trapezoid		WST
	IP Impact Wedge		WSTM
	M4 Mon-4	RAB	Tallpack
	MN Mon-2		WP1
	MP Micro-Pak		WP2
	VR Smokey		WP3
	Wally		WP4
	Wally Cutoff		Yardblaster
	WK Wal-Eye	Simkar	WFM/WFL
	WM Wal-Lite		WCM
	WM Wal-Lite Glass		WPC
	Z-Pak		WPG
	Z-Pak Cutoff		WPL
McGraw-Edison	Impact Elite Cylinder		WPS
	Impact Elite Quarter Sphere		WSL
	Impact Elite Trapezoid		WSM
	Impact Elite Wedge		WSS



Ribera
SAR-LIN-04



Cerro
SAR-LIN-06



Santa Rosa
SAR-LIN-08



El Prado
SAR-LIN-03



La Luz
SAR-LIN-12



Jemez
SAR-LIN-10